



## FIELD TILE



Black



Grey



White

## CORNERS



10.6x4.25x6.25 Corner\*  
(Available in all colors)



7.25x6.75x6.25 Corner\*  
(Available in all colors)

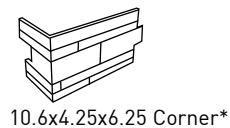
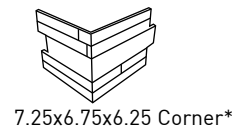
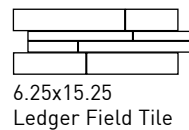
Shown: Black 6.25x15.25

## SPECIFICATIONS

Application	Wall
Visual	Marble
Type	H.D.I.T. Pressed Porcelain
Slip Resistant	Yes
PEI Rating	5
Frost Resistant	Yes
Shade Variation	Moderate/High
Screens/Faces	30



## SIZES



\*Corners come in 2 different sizes. 6 pieces in a box containing 3 pieces of each size.

Note: Refer to the Terms & Definitions page on Installation Guidelines & Standards for Grout Joint Sizes.