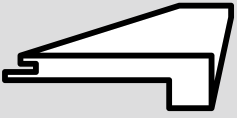


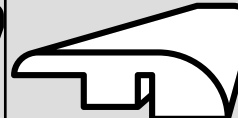
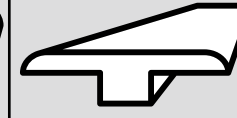


LUXURY

ENGINEERED PLANKS & TILES
with Waterproof Advanced Core Technology

BossWood Coordinating Moldings

Matches Color Design & Shade of Floor **100%**

	 <p>Square Flush Stairnose with Locking Edge* 1" x 4.5" x 94" More economical - get two steps from one pc. Connects to our glued down flooring on stair. <i>*Glue down required.</i></p>	 <p>Square Nose Full Size StairTread* 1" x 12" x 48" Best selection for full size seamless look. <i>*Glue down required.</i></p>	 <p>End Cap 94" NO TRACK NECESSARY.* Used primarily to go against exterior thresholds, cabinets, and against walls with no baseboard. <i>*Glue down required.</i></p>	 <p>Reducer 94" NO TRACK NECESSARY.* Used primarily to reduce floor height between floors of varying thicknesses. <i>*Glue down required.</i></p>	 <p>T-Molding 94" NO TRACK NECESSARY.* Used as thresholds in doorways and to transition between two types of floors. <i>*Glue down required.</i></p>
BossWood	✓	✓	✓	✓	✓



INTERNATIONAL WHOLESALE TILE, LLC

Tel: (800) 340-TILE (8453) | Fax: (888) 765-TILE (8453) | info@iwttesor.com | www.iwttesor.com