









LUXURY

ENGINEERED PLANKS & TILES

WITH ADVANCED-CORE TECHNOLOGY

Hardwood Coordinating Moldings

Matches Color & Design of Floor

NaturaLux	 Threshold 84" Used primarily to go against exterior thresholds, cabinets, and against walls with no baseboard.	 T-Molding 84" Used as thresholds in doorways and to transition between two types of floors.	 Reducer 84" Used primarily to reduce floor height between floors of varying thicknesses.	 84" Flush Round Stair Nose More economical - get two steps from one pc. Connects to our glued down flooring on stair.	 42" Beveled Edge Square Nose Stair Tread Longer stair treads available through special order.
PremierLux	 86" End Cap/Reducer Baby Threshold Used primarily for transitions between tile & carpet, against exterior thresholds, cabinets, and against walls with no baseboard or big transitions.	 86" T-Molding Used as thresholds in doorways and to transition between two types of floors.	 42" Beveled Edge Square Nose Stair Tread Longer stair treads available through special order.		



INTERNATIONAL WHOLESALE TILE, LLC

Tel: (800) 340-TILE (8453) | Fax: (888) 765-TILE (8453) | info@iwttesoro.com | www.iwttesoro.com