








# LUXURY

ENGINEERED PLANKS & TILES

WITH WATERPROOF STONE-CORE TECHNOLOGY

## Hardwood Coordinating Moldings

*Matches Color & Design of Floor*

	 <p><b>Threshold 84"</b> Used primarily to go against exterior thresholds, cabinets, and against walls with no baseboard.</p>	 <p><b>T-Molding 84"</b> Used as thresholds in doorways and to transition between two types of floors.</p>	 <p><b>Reducer 84"</b> Used primarily to reduce floor height between floors of varying thicknesses.</p>	 <p><b>84" Flush Round Stair Nose</b> More economical - get two steps from one pc. Connects to our glued down flooring on stair.</p>
NATURALUX	✓	✓	✓	✓
	 <p><b>86" End Cap/Reducer Baby Threshold</b> Used primarily to go against exterior thresholds, cabinets, and against walls with no baseboard or big transitions.</p>	 <p><b>86" T-Molding</b> Used as thresholds in doorways and to transition between two types of floors.</p>	 <p><b>86" Beveled Edge Square Nose Stair Tread</b> More economical - get two steps from one piece. Connects to our glued down flooring on stair.</p>	
PremierLux	✓	✓	✓	



INTERNATIONAL WHOLESALE TILE, LLC

Tel: (800) 340-TILE (8453) | Fax: (888) 765-TILE (8453) | info@iwttesoro.com | www.iwttesoro.com