






# LUXURY

ENGINEERED PLANKS & TILES

WITH WATERPROOF STONE-CORE TECHNOLOGY

## LVP Coordinating Moldings

Matches Color & Design of Floor

	 <p><b>T- Molding 94"</b> NO TRACK NECESSARY.* Used as thresholds in doorways and to transition between two types of floors. <i>*Glue down required</i></p>	 <p><b>End Cap / Reducer 94"</b> NO TRACK NECESSARY.* Used primarily to go against exterior thresholds and against walls with no baseboard. Also can be used as a reducer against floors with minimum height difference of 3/4" <i>*Glue down required.</i></p>	 <p><b>Square Nose Full Size StairTread*</b> 1.38" x 12" x 48" Best selection for full size seamless look. <i>*Glue down required.</i></p>	 <p><b>Square Nose Landing Step with Locking Edge*</b> 1.38" x 5" x 48" † 1.38" x 5" x 60" ‡ Designed for landing steps deeper than 12". Suitable for top steps connecting to the second floor. <i>*Glue down required.</i></p>	 <p><b>Rounded Flush Stairnose Molding with Locking Edge*</b> 1.38" x 5" x 94" More economical - get two steps from one pc. Connects to our glued down flooring on stair. <i>*Glue down required.</i></p>
LUXWOOD	✓	✓	✓	✓ †	✓
LUXWOOD XL	✓	✓	✓	✓ †	✓
TIMBERLUX	✓	✓	✓	✓ †	✓
OakSong	✓	✓		✓ †	



INTERNATIONAL WHOLESALE TILE, LLC

Tel: (800) 340-TILE (8453) | Fax: (888) 765-TILE (8453) | info@iwttesoro.com | www.iwttesoro.com